



# Dunstone Primary School

## Home Learning Year 6



**Week beginning: Monday 29<sup>th</sup> June 2020**

**Theme: Minibeast Safari**



### Maths - Fractions

We will continue to use the White Rose Hub online lessons for our maths. Watch the video and complete the activity for that day. Follow this link and select the year group for your child, then the correct week and day:

<https://whiterosemaths.com/homelearning/Year6>:

Summer term Week 3, w/c 04.05.20

**Monday:** Simplify Fractions

**Tuesday:** Compare and order fractions

**Wednesday:** Add and Subtract fractions

**Thursday:** Mixed addition and subtraction

**Friday:** Friday Challenge

If you have trouble accessing the activities, please get in touch!

#### Weekly practice :


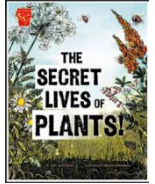
- Daily TTRS: **new competition!** Bubble A vs Bubble B. Even if you aren't coming into school, please help the bubble that you were put into! The tournament will run from Friday (26<sup>th</sup> June) until Friday (3<sup>rd</sup> July) at 12:00. Winners will be announced on Friday afternoon. Get rocking!
- Complete the MyMaths activities.



### Reading

In reading this week, we would like you to:

- Log on to MyOn - use the same username and password as you do for AR - and search for the book 'What if there were no bees.' or 'The secret life of plants.' Read it then complete the AR quiz.
- Complete: Activity 6: Reading comprehension in the activity book.
- Watch Newsround and discuss with your family things that are happening in the wider world.



### Writing: Doors - The World of Possibility

**By the end of this three week unit, you will:**

- Write a story about entering a magical portal that takes you on a journey or an experience.

This week, we will complete activities 1-4 in the DOORS booklet (see Dojo). The red activities will be completed in school on the days shown for the different bubbles. The other activities can be completed at home during the rest of the week.



### Theme

**Linked to this week's theme you could:**


- Make a video of a mini-beast from your garden and try adding a David Attenborough style commentary.
- **SB:** Make a mini-beast model out of natural materials
- Go on a 'barefoot safari' to explore the textures of nature

<https://www.ltl.org.uk/resources/barefoot-safari/>

Bubble A	Bubble B
Mon - Activity 2	Mon / Tue / Fri -
Tues - Activity 4	Activity 1 and Activity 3
Weds - Fri : Activity 1 and Activity 3	Weds - Activity 2
	Thurs - Activity 4

- Create a bee-friendly section in your outside space - in a pot or a small border.


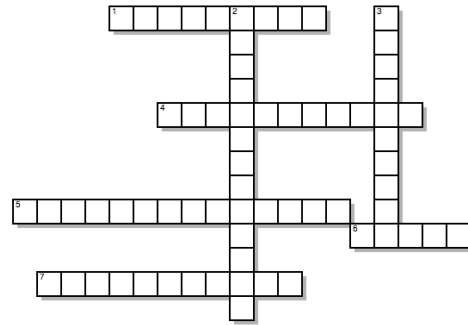
<https://friendsoftheearth.uk/bee-s/bees-fun-facts-and-activities-children>



**Spelling:** Use your favourite method to practise these spellings.

miniatur e	ecosystem	mysterious
diverse	insect	aggressive
creatur e	environmen t	possibilit y

Perhaps try to connect them crossword style!



### Miss Prynne's Top Task: Minibeast Safari!

Find a safe, outdoor space to explore and see how many different minibeasts you can find. What colour are they? What shape? Can you identify the species? Remember to:

- Be calm and quiet - otherwise they will all run/slither/fly away!
- Be gentle - they are delicate so do not squash them or touch their wings (if they have any).
- If you move rocks or logs make sure they go back exactly as you found them.

Have fun and upload pictures of your safari experience onto your portfolios!

